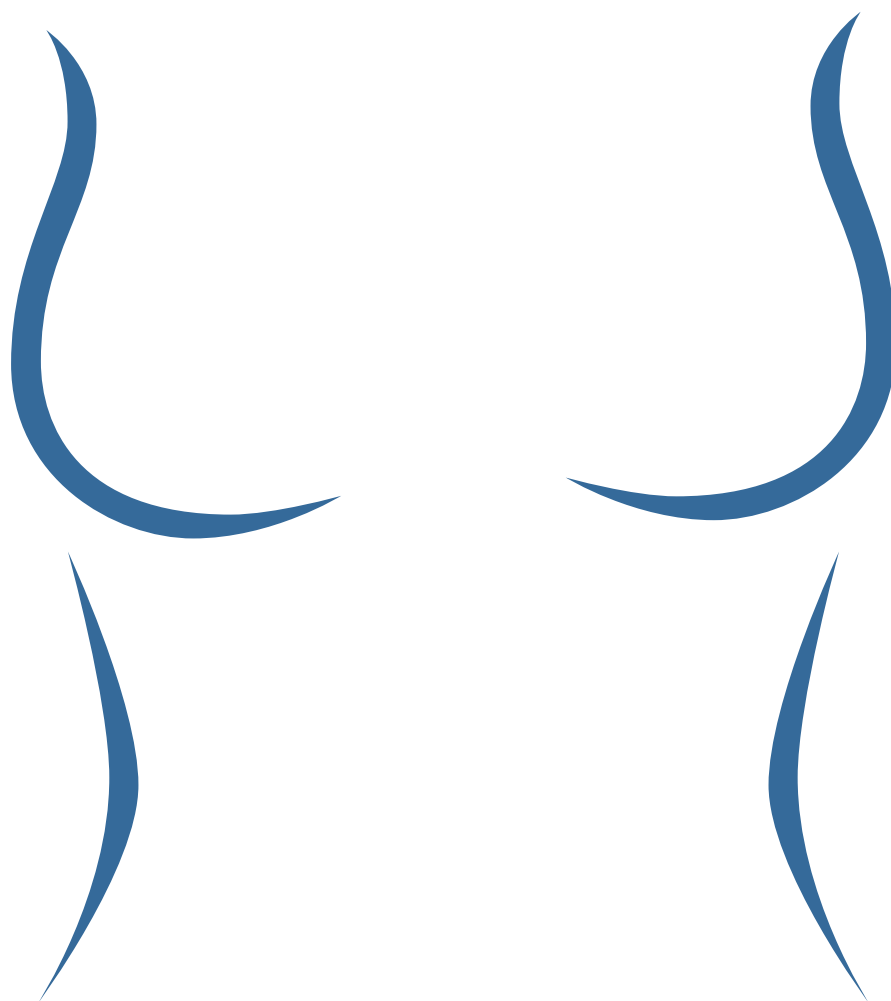


Breast Screening at The Jarvis Centre, Surrey

60 Stoughton Rd, Guildford GU1 1LJ

11 Easy Steps



Phone: 0333 200 2062

www.breast-screening.surrey.nhs.uk

STEP 1

A letter arrives inviting you to come for breast screening.

You read your letter with a carer or someone you can trust or call us on Tel: 0333 200 2062 (9am - 5pm, Monday - Friday If you have any questions).



STEP 2

You can choose if you want to have a breast screening x-ray or not.



Yes



No

What is an x-ray?

An x-ray takes a photo of inside your breasts, so we can see if they are healthy.

You can call us and ask to come for a visit with someone you trust before you decide if you want to come for an x-ray.

STEP 3

Arrive at the Jarvis Centre



STEP 4

Make your way to the Breast Screening Centre



STEP 5

Go up the ramp, go through the door.



STEP 6

You will be in reception, please ask any questions here.



STEP 7

Hand your appointment letter to the receptionist and make sure your details are correct. Your Carer can help you with this. You can sit down and wait.



STEP 8

You will be called into the screening room.



STEP 9

You will have your x-ray. Please ask questions if you are unsure about anything.



What do you need to do at the scan?

1 We will talk to you about what is going to happen and make sure you are happy to have an x-ray.



2 We will ask you to take your top and bra off. It would be good idea to wear a skirt or trousers. No dresses.

- We will ask you if you are happy to take your clothes off.



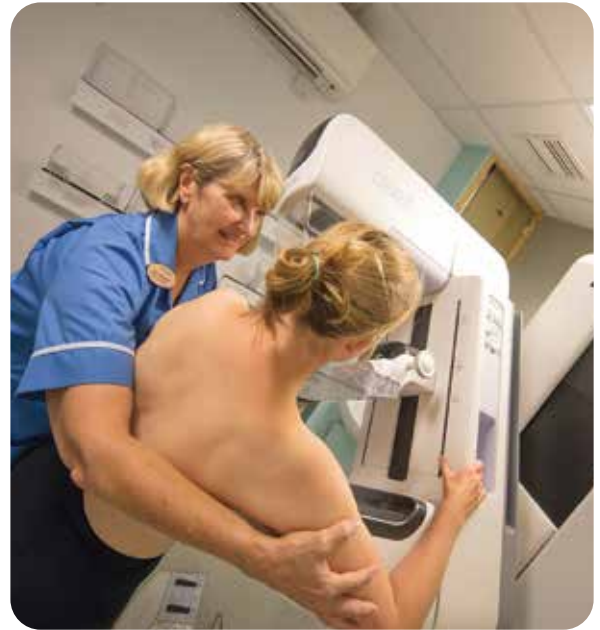
3 A radiographer, the person doing the x-ray will have pictures to show you what will happen.

- We will ask you if you are happy to have an x-ray.



4 You must stand still for a few minutes and your breast will feel pressure which may feel uncomfortable for a little while.

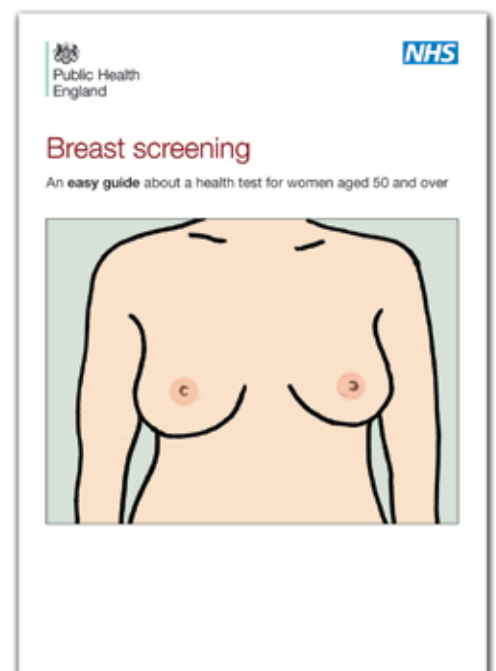
Both your breasts will be x-rayed.



5 We will ask if you are happy to carry on with the x-ray as we x-ray each breast twice.



6 You can find out more about having an x-ray in the booklet in this pack.



While you are waiting?

1 Do you have a question?

Please ask questions at reception before you leave if you are not sure.



2 Where are the toilets?

Please ask the receptionist or follow the 'toilet signs'.



3 Drinks?

Please help yourself to drinks and biscuits.



STEP 10

Afterwards the Radiographer will check that they have a good x-ray.



STEP 11

Get dressed in the room. Put your top and bra back on before you leave the room. You can then go home but please ask if you have any questions.



Afterwards

We will post your results within 2 weeks.

